



May 15-17, 2022
Javits Center
NYC

MAIN MENU

GENERAL INFO	2	LIGHTING	23
DATES & TIMES	2	PLUMBING	24
EXHIBIT HALL LOCATION	2	INTERNET SERVICES.....	24
SHOW MANAGEMENT CONTACTS	2	ONSITE BOOTH GUIDELINES	24
VENDORS	3	DISPLAY.....	24
SHOW PLANNER	4	Animals	24
INSURANCE	5	Booth Appearance.....	24
BOOTH REGULATIONS	6	Floral	24
CONSTRUCTION/DESIGN	6	Vehicles on Display	25
Peninsula, Island, or Larger Booths	6	DEMONSTRATIONS.....	25
Booth Height Restrictions.....	6	Exhibitor Conduct /Good Neighbor Policy	25
Peninsula Configurations	6	Food & Beverage Sampling	25
Hanging Signs & Banners	7	Hospitality & Networking Events	26
Fire Code Regulations:.....	7	Models / Temporary Staffing	26
Booth Package	8	Noise / Music.....	26
Easy Wall Panel System	9	Raffles, Drawings, and Contests.....	26
Guidelines for 5'x10' Booths:	10	ADDITIONAL.....	26
Guidelines for 5'x15' Booths:	11	Americans with Disabilities Act (ADA)	26
Guidelines for 5'x20' Booths:	12	Distribution of Promotional Items	27
Guidelines for 10'x10' Booths:	13	First Aid.....	27
Guidelines for 10'x15' Booths:	14	Photography/Video Recording	27
Guidelines for 10'x20' Booths:	15	Selling at Booth.....	27
Guidelines for 10'x30' Booths:	16	Strolling Entertainment	27
FREIGHT & DELIVERIES	17	Security Information.....	28
Warehouse Address.....	17	REGISTRATION	28
Direct to Site Address	17	STAFF BADGES.....	28
Marshaling Yard Directions & Map.....	17	ADMISSION POLICY	28
Move-in/out Procedures	18	Children	28
Storage.....	19	Early Appointments	29
International Freight.....	19	Exhibitor Appointed Contractors (EAC).....	29
INSTALL/DISMANTLE & LABOR REGULATIONS	19	Guests	29
Labor/Union Laws.....	19	GETTING THERE	29
Building Rules/Guidelines	20	HOTELS	29
Safety	20	PARKING	29
Cleaning	21	SHUTTLES.....	29
EXHIBITOR APPOINTED CONTRACTOR	22	RIDESHARE / TAXI	29
Donations.....	23	BUSINESS CENTER	29
Move-out	23	SPONSORSHIP OPPORTUNITIES	29
UTILITIES	23	MEDIA	30
ELECTRICAL REGULATIONS.....	23	PHOTOGRAPHY/VIDEO RECORDING	30

Welcome to the ICFF 2022 Exhibitor Services Manual! The information in the pages below is designed to help guide exhibitors through the planning process of exhibiting at ICFF 2022 Schedules and deadlines as well as links to additional information, online ordering sites, and downloadable printable order forms are included for your convenience.

The **Main Menu** is designed so clicking on a topic will automatically transport you to that section of the manual. Also, each page includes linked tabs at the top to help you navigate back to the Main Menu or another section of the manual.

We encourage you to thoroughly review this document, especially those areas that pertain to you and your booth and ask questions for any areas you need further clarification on.

GENERAL INFO

DATES & TIMES

Move-in*

Thursday, May 12	8:00 a.m. – 5:00 p.m.
Friday, May 13	8:00 a.m. – 5:00 p.m.
Saturday, May 14	8:00 a.m. – 5:00 p.m.

*Please refer to the [targeted move-in map](#) for more information

Show Day

Sunday, May 15	10:00 a.m. – 6:00 p.m.
Monday, May 16	10:00 a.m. – 6:00 p.m.
Tuesday, May 17	10:00 a.m. – 4:00 p.m.

Move-out

Tuesday, May 17	4:00 p.m. – 11:59 p.m.
Wednesday, May 18	8:00 a.m. – 2:00 p.m.

EXHIBIT HALL LOCATION

[Javits Center](#) – Hall 3B

429 11th Ave, New York, NY 10001

This is a non-smoking building.

SHOW MANAGEMENT CONTACTS

[Click here](#) for a full list of show management.

VENDORS

Click on vendors to get more information.



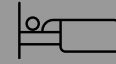
Freeman Console

[WEBSITE](#)



Javits Center

[WEBSITE](#)
[ORDER INFO](#)



onPeak Housing

[WEBSITE](#)



Big Apple Florist

[ORDER INFO](#)



Metropolitan Staffing

[ORDER INFO](#)
[EMAIL](#)




Cultivated Catering

[WEBSITE](#)
[EMAIL](#)



A&M Security

[ORDER INFO](#)
[EMAIL](#)



Marsh/Total Event Insurance

[WEBSITE](#)
[ORDER INFO](#)



Lead Retrieval

[WEBSITE](#)
[ORDER INFO](#)



Metro A/V

[ORDER INFO](#)
[EMAIL](#)



FedEx Center

[WEBSITE](#)
[EMAIL](#)



Phoenix International Shipping

[WEBSITE](#)
[GUIDELINES](#)

SHOW PLANNER


Click on items to get more information and link to the website or form.

April 8 

PACKAGE CARPET ORDER DEADLINE


April 15 

UPDATE SHOW DIRECTORY LISTING
WAREHOUSE SHIPPING BEGINS
ORDER LEAD RETRIEVAL

April 21 

FREEMAN EARLY BIRD DEADLINE FOR ONLINE ORDERS






Furniture
Labor
Confirm Package Structure
Wastebasket Form

April 25 






JAVITS ORDER DEADLINE

ELECTRICAL
INTERNET
CLEANING
PLUMBING

BEFORE YOU ARRIVE TO SHOWSITE

-  Submit Booth Carpet Order Form
-  Submit Certificate of Insurance
-  Coordinate Hotel & Travel
-  Register Booth Personnel in Advance
-  Update Show Directory Exhibitor Profile and/or listing

OPTIONAL SERVICES

-  Floral
-  AV
-  INTL FREIGHT
-  CATERING
-  INTERNET

ONCE YOU ARRIVE

- PICK UP BADGE
- CHECK FREIGHT
- ADVANCED ELECTRICAL RIGGING

SHOW MANAGEMENT APPROVAL

-  Hanging Sign Request Approval by April 21, 2022.
-  Hiring an Exhibitor Appointed Contractor (EAC) Submit form by April 21, 2022.

INSURANCE

ICFF 2022 does not provide any type of insurance coverage for the property and/or personnel of exhibiting companies. Exhibitors must maintain insurance that meets the requirements below and provide proof to ICFF 2022 before the show.

An exhibitor shall, at their own expense, secure and maintain through the term of this contract, including move-in and move-out days, the insurance listed below. All such insurance shall be primary of any other valid and collectible insurance of the exhibitor and shall be written on an occurrence basis. Claims-made policies are not acceptable and do not constitute compliance with the exhibitor's obligations under this paragraph.

The following three types of insurance are required:

- **Workers' Compensation** insurance, unless you are the sole proprietor. A sole proprietor is a business entity that is owned and run by one individual. If you have even one other person in the booth working with you, you will need worker's compensation coverage.
- **Comprehensive General Liability** insurance with limits not less than \$1,000,000 each occurrence, \$2,000,000 aggregate, combined single limit for bodily injury and property damage, including coverage for personal injury, contractual, and operation of mobile equipment, products, and liquor liability (if applicable).
- **Automobile Liability** insurance with limits not less than \$500,000 for each occurrence combined single limit for bodily injury and property damage, including coverage for owned, non-owned, and hired vehicles, including loading and unloading operators. Auto coverage is only required if there is a vehicle in your booth or if you are using a designated loading/unloading area i.e. POV area.

Comprehensive General Liability and Automobile Liability insurance policies shall name as additional insured, Emerald (Show Management), Javits (Facility), and Freeman (General Service Contractor). If requested, copies of additional insured endorsements, primary coverage endorsements, and complete copies of policies satisfactory to Emerald, shall be furnished to Emerald sixty (60) days before the first day of the event. Certified copies of the Certificates of Insurance or policies shall provide that they may not be canceled without a 30-day advance written notice to Emerald.

The following MUST be contained on the certificate: [CLICK HERE FOR AN EXAMPLE](#)

"Producer" – Name, Address, and Phone Number of the insurance carrier

"Insured" – Company Name, Address, Phone Number, and Booth Number

"Description of Special Items" – Emerald (Show Management), Freeman (Official Service Provider), Javits Convention Center (Facility), and ICFF (Show) are hereby named as additional insured, except for Workers' Compensation.

Emerald and/or the consignor are included as Loss Payee. The insurance provided for the benefit of Emerald, shall be primary insurance as respects any claim, loss, or liability, arising out of the Named Insured's operations for which the Named Insured is liable. Any other insurance maintained by Emerald shall be excess and non-contributory. Show date(s) are: May 15-17, 2022, in New York, NY.

NEED GENERAL LIABILITY INSURANCE?

Marsh/TotalEvent Insurance offers General Liability Insurance for \$65 plus tax. [Order Insurance here.](#)



Certificate Holder Information should be listed as:

ICFF 2022
31910 Del Obispo, Ste 200
San Juan Capistrano, CA 92675
Attn: Allyson Magda



Submit your insurance documents online through the [Exhibitor Console](#). Be sure the name of the attachment reflects the name of the insured exhibiting company

REPORTING

In the event of damage or loss of property, or an accident or injury, it is your responsibility to contact your insurance broker or carrier immediately.

BOOTH REGULATIONS

CONSTRUCTION/DESIGN

- Premium booth package will be provided with a hard wood wall system. The walls are 9'8" (9 feet 8 inches) in height.
- Inline Exhibitors may extend their back wall, side wall and the fascia of their exhibits up to 10' in height. All walls over the package wall system, 9'8", must have a finished surface with no logo or product pictures facing into neighboring booth(s). All logos and graphics must face inward toward the front of your booth.
- Island booths that are 399 Sq. Ft. and smaller may extend their back wall, side walls and fasciae of their exhibits up to 12' in height.
- Island booths that are 400 Sq. Ft. and larger may extend their back wall, side walls and fasciae of their exhibits up to 20' in height.
- Exhibitors who wish to have an enclosed ceiling or even partial coverage of their booth must submit a detailed request by April 30, 2022, to Show Management for approval at (allyson.magda@emeraldx.com).

PENINSULA, ISLAND, OR LARGER BOOTHS

Booth Height Restrictions

- Island booths that are 399 Sq. Ft. and smaller may extend their back wall, side walls and fascia of their exhibits up to 12' in height.
- Island booths that are 400 Sq. Ft. and larger may extend their back wall, side walls and fasciae of their exhibits up to 20' in height.
- Exhibitors who wish to have an enclosed ceiling or even partial coverage of their booth must submit a detailed request in advance, 30 days prior to move in, April 13, 2022, to Show Management for approval. Submit to allyson.magda@emeraldx.com.
- Peninsula booths are normally "faced" towards the cross aisle. Any portion of the exhibit bordering another exhibitor's booth must have the back side of that portion finished and must not carry identification sign or other copy that would detract from the adjoining exhibit. If exhibitor does not comply after a written warning has been issued, Show Management reserves the right to order a cover from Freeman. Exhibitor will incur the cost. Two story booths must be submitted to Show Management and the local Fire Department for approval. See Fire Safety Rules and Regulations within this manual for more information.

Peninsula Configurations

- The maximum weight support is specified on the coming pages. If items exceed the maximum weight, please contact Freeman for additional wall support options and associated costs.
- All dimensions shown on following pages are inside dimensions for all booths.
- Peninsula booths cannot sustain weight on their walls as is. It is required to order additional reinforced walls. Please contact Freeman for assistance.
- Booths larger than 600cm (19'-8 3/16") wide require additional support. Additional walls are necessary for proper stability and must be considered when planning your space. A booth drawing with dimensions can be provided upon request.

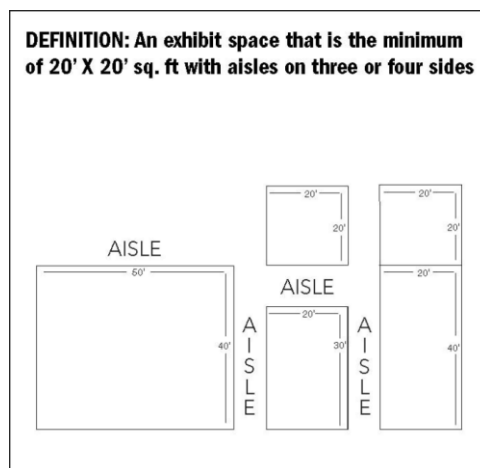
*Configurations may require additional center support walls based on booth location

Hanging Signs & Banners

Level 3 signs and banners can be hung 20' from top of sign to floor. Signs, copy and height must be pre-approved by Show Management (allyson.magda@emeraldx.com). It is the exhibitor's responsibility for all production and labor costs incurred to produce, install and dismantle signage. Refer to the Freeman Hanging Sign and Structural Integrity Statement forms in the [Freeman Service Manual](#) for more information.

Hanging signs and graphics are permitted in all standard peninsulas, split island and island booths of at least 400 sq. ft. to a maximum height of 20 feet (6.10 meters) from the top of the sign to the floor. Whether suspended from above or supported from below, signs should comply with all ordinary use-of-space requirements.

- Signs may be hung at any height however the combined height of the hanging sign and the booth structure cannot exceed 20 feet (6.10 meters).
- Hanging signs and graphics should be set back 5 feet (1.52 meters) from adjacent booths and be directly over contracted space only.
- Show management must approve all hanging signs. The exhibitor must complete the online hanging sign form in the [exhibitor console](#) and submit drawings for approval.
- Signs, banners or any other exhibit material may not be suspended, taped, nailed, screwed or in any way attached to the ceilings, walls, columns, drapes, floor or on any other facility surface.
- The general service contractor will hang all hanging signs unless otherwise noted.
- Linear and end-cap booths do not qualify for hanging signs and graphics.



Lighting/Truss

Exhibitors intending to use hanging light systems should submit drawings to show management for approval. For optional lighting orders and additions, please reference the [Freeman Service Kit](#).

Balloons or Inflatables

Helium balloons and products are not allowed in the Javits.

Fire Code Regulations:

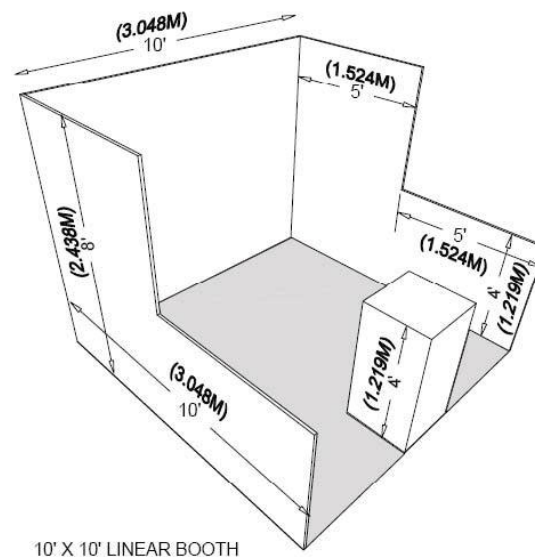
All exhibit materials (including chairs) must be kept out of the aisles. Booth materials must be flame proofed to the satisfaction of the Fire Marshal by a flame-retardant certification or ability to pass an on-site flame test. See Fire Safety Rules and Regulations within this manual for more information. Please contact Operations at (allyson.magda@emeraldx.com) for questions you may have regarding exact specifications relative to your booth size and structure.

Booth Package

All booth packages with walls (excluding island booths unless notified) will be provided with the wooden wall system.

Use of Space – Line of Sight Rule:

- Line of Sight is required in ALL linear, perimeter and corner booths for a maximum height of 10'.
- All exhibit components along with the sidewalls and back wall must be completely finished, painted, and with no exposed wires or framing visible. Show management reserves the right to determine whether a wall is finished and may order draping of exposed sides at the exhibitor's expense.
- Structures with double-sided signs, including signs that are backlit, are NOT permitted in a line-of-sight configuration under the Line of Sight Guidelines. If an exhibitor has such a booth, the exhibitor is responsible for covering the back of the exhibit components. Backlit signage must be covered with a black-out material.
- Keep a consistent line of sight. You cannot go higher than 4' within the front 5' of depth of the booth to avoid obstructing the view of adjoining exhibitors. This applies to all single and multiple booths set up in a straight line.



10' X 10' LINEAR BOOTH

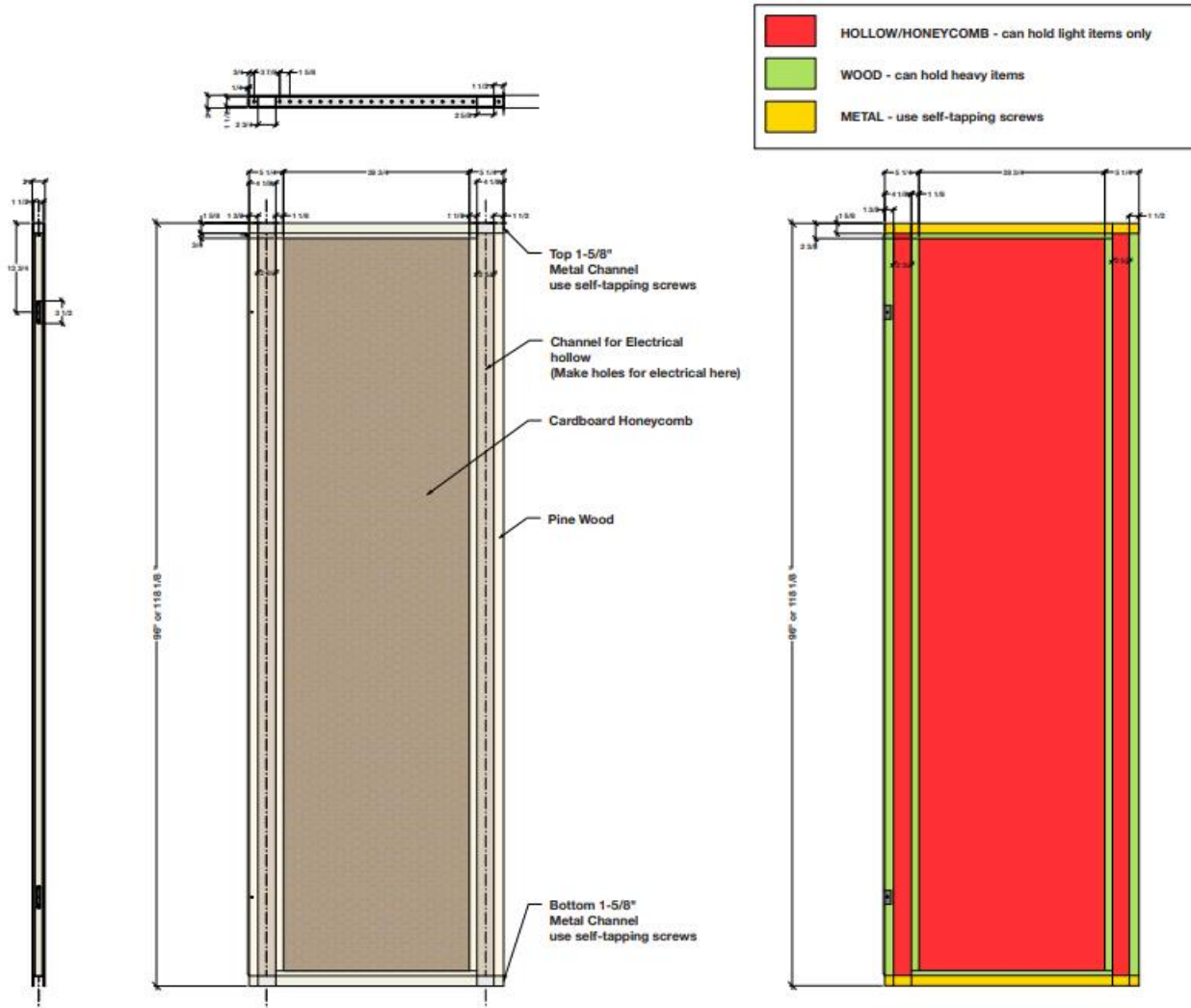
LET'S GET CREATIVE! Supply Freeman with your graphics and they can provide options for graphic application to your walls. Refer to the Freeman form for specifics.

Additional items included with your booth space:

- Show site material handling is included in your booth contract. Advanced warehouse shipments will be billed to the exhibitor. In addition, show site small box deliveries (ie. UPS, FedEx, USPS, DHL, etc) will be billed to the exhibitor.
- Storage of empty crates and boxes during show and return of crates and boxes at conclusion of show.
- First night booth vacuuming. All booths will be vacuumed (prior to opening morning of the Fair) provided that cleaners can access your booth. Exhibitors are responsible for ordering corrugated wastebasket from Freeman or providing their own waste receptacle.
- Premium grade carpet and padding if ordered by **April, 8 2022**. Exhibitor can select from three different colors. The aisle carpet color will be gray. If Freeman does not receive the [Booth Package Carpet Order form](#) by **April, 8 2022** the exhibitor will be responsible for the cost of the booth package carpet. If no form is received by move in, Freeman will assume exhibitor is providing own flooring and no carpet will be installed. Refer to the wall system spec sheet below for wall configurations and specific measurements.
- While ICFF does try to maintain the open visibility of the show for the attendees, exhibitors do have the option of ordering additional dividing panels upon approval from your ICFF Sales Executive. If you receive approval in writing from your ICFF Sales Executive, you can order additional hard wood wall panels from Freeman. For pricing, please contact solutions@freeman.com.

Easy Wall Panel System

Easy Panels are modular hard wall system. It features cam lock connections that use 7mm allen key, open vertical channels for electrical, metal U-channels on top and bottom for both electrical and light placement. The panels are quick to set up and easy to repair and paint.



Mounting:

Red Areas: 6mm MDF face Hollow or with Honecomb inside

- In these areas you can use nails and screws to mount lightweight items up to 10kg (22lbs max)

Green Areas: 6mm MDF face with Wooden Frame inside

- In these areas you can use nails and screws to mount items up to 30kg (66lbs max)

Yellow Areas: 6mm MDF face with 1/8" thick metal U-channel

- In these areas you can use self-tapping screws to mount items up to 30kg (66lbs max)

Damaged Panels – Refurbishing fee is assessed for:

- Screw or nail holes larger than 0.25" (6.3mm) in diameter
- Graphics, wall coverings, wallpaper or adhesives not removed
- Any hardware, staples, screws or nails not removed of any size
- Use of spray paint or markers on panels

Guidelines for 5'x10' Booths:

Linear Booth:

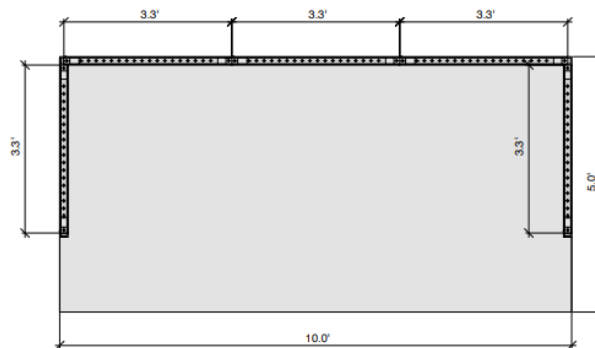

Linear Booths, also called “in-line” booths, are generally arranged in a straight line and have neighboring exhibitors on their immediate right and left, leaving only one side exposed to the aisle.

Corner Booth:

A Corner Booth is a Linear Booth at the end of a series of in-line booths with exposure to intersecting aisles on two sides. All other guidelines for Linear Booths apply.

Inline/Corner Booth View:

3.3' return panels as seen in views below cannot be removed



*Please note the maximum weight support is specified on the panels system page. If items exceed the maximum weight, please contact Freeman for additional wall support options and associated costs.

*For more detailed information please contact your ICFF Sales Representative.

Guidelines for 5'x15' Booths:

Linear Booth:

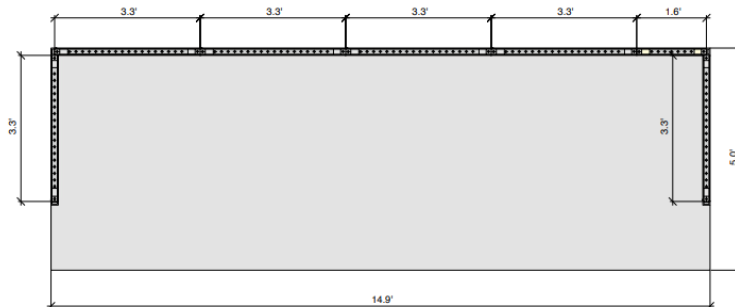

Linear Booths, also called “in-line” booths, are generally arranged in a straight line and have neighboring exhibitors on their immediate right and left, leaving only one side exposed to the aisle.

Corner Booth:

A Corner Booth is a Linear Booth at the end of a series of in-line booths with exposure to intersecting aisles on two sides. All other guidelines for Linear Booths apply.

Inline/Corner Booth View:

3.3' return panels as seen in views below cannot be removed



*Please note the maximum weight support is specified on the panels system page. If items exceed the maximum weight, please contact Freeman for additional wall support options and associated costs.

*For more detailed information please contact your ICFF Sales Representative.

Guidelines for 5'x20' Booths:

Linear Booth:


Linear Booths, also called "in-line" booths, are generally arranged in a straight line and have neighboring exhibitors on their immediate right and left, leaving only one side exposed to the aisle.

Corner Booth:

A Corner Booth is a Linear Booth at the end of a series of in-line booths with exposure to intersecting aisles on two sides. All other guidelines for Linear Booths apply.

Inline/Corner Booth View:

3.3' return panels as seen in views below cannot be removed



*Please note the maximum weight support is specified on the panels system page. If items exceed the maximum weight, please contact Freeman for additional wall support options and associated costs.

*For more detailed information please contact your ICFF Sales Representative.

Guidelines for 10'x10' Booths:

Linear Booth:

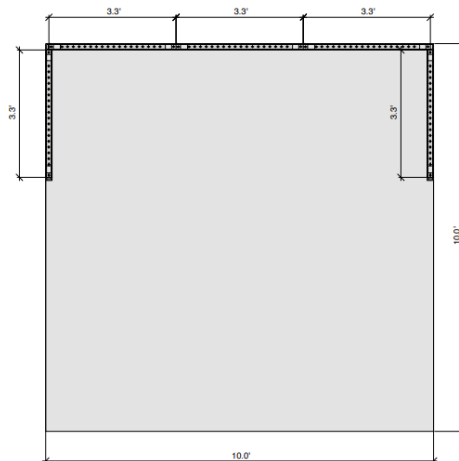

Linear Booths, also called “in-line” booths, are generally arranged in a straight line and have neighboring exhibitors on their immediate right and left, leaving only one side exposed to the aisle.

Corner Booth:

A Corner Booth is a Linear Booth at the end of a series of in-line booths with exposure to intersecting aisles on two sides. All other guidelines for Linear Booths apply.

Inline/Corner Booth View:

3.3' return panels as seen in views below cannot be removed



*Please note the maximum weight support is specified on the panels system page. If items exceed the maximum weight, please contact Freeman for additional wall support options and associated costs.

*For more detailed information please contact your ICFF Sales Representative.

Guidelines for 10'x15' Booths:

Linear Booth:

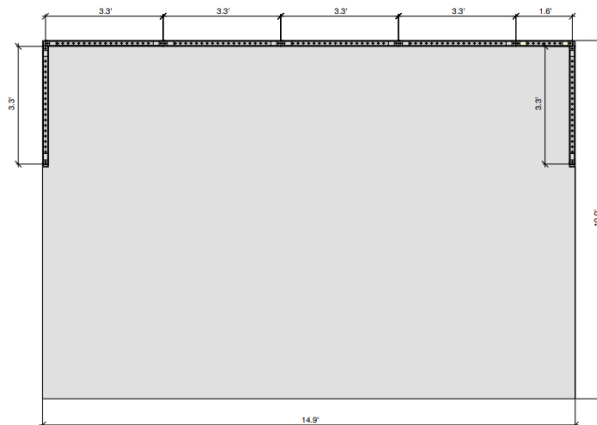

Linear Booths, also called “in-line” booths, are generally arranged in a straight line and have neighboring exhibitors on their immediate right and left, leaving only one side exposed to the aisle.

Corner Booth:

A Corner Booth is a Linear Booth at the end of a series of in-line booths with exposure to intersecting aisles on two sides. All other guidelines for Linear Booths apply.

Inline/Corner Booth View:

3.3' return panels as seen in views below cannot be removed



*Please note the maximum weight support is specified on the panels system page. If items exceed the maximum weight, please contact Freeman for additional wall support options and associated costs.

*For more detailed information please contact your ICFF Sales Representative.

Guidelines for 10'x20' Booths:

Linear Booth:

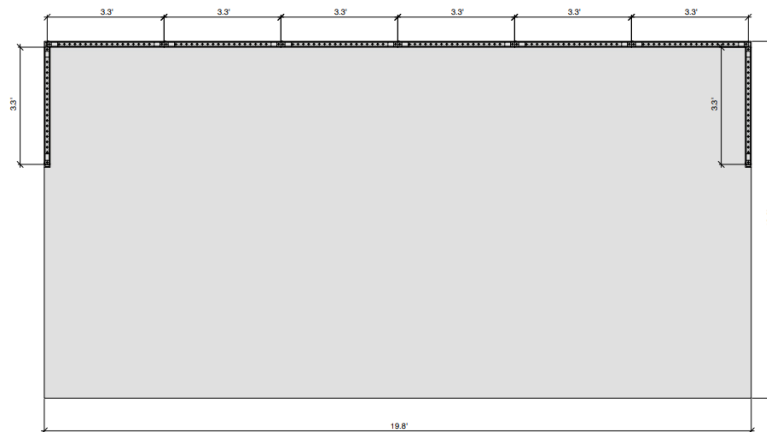

Linear Booths, also called “in-line” booths, are generally arranged in a straight line and have neighboring exhibitors on their immediate right and left, leaving only one side exposed to the aisle.

Corner Booth:

A Corner Booth is a Linear Booth at the end of a series of in-line booths with exposure to intersecting aisles on two sides. All other guidelines for Linear Booths apply.

Inline/Corner Booth View:

3.3' return panels as seen in views below cannot be removed



*Please note the maximum weight support is specified on the panels system page. If items exceed the maximum weight, please contact Freeman for additional wall support options and associated costs.

*For more detailed information please contact your ICFE Sales Representative.

Guidelines for 10'x30' Booths:

Linear Booth:

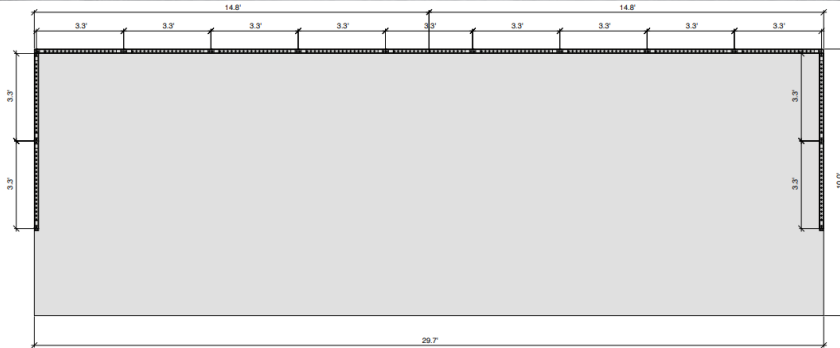

Linear Booths, also called “in-line” booths, are generally arranged in a straight line and have neighboring exhibitors on their immediate right and left, leaving only one side exposed to the aisle.

Corner Booth:

A Corner Booth is a Linear Booth at the end of a series of in-line booths with exposure to intersecting aisles on two sides. All other guidelines for Linear Booths apply.

Inline/Corner Booth View:

(2) 3.3' return panels as seen in views below cannot be removed



*Please note the maximum weight support is specified on the panels system page. If items exceed the maximum weight, please contact Freeman for additional wall support options and associated costs.

*For more detailed information please contact your ICFF Sales Representative.

FREIGHT & DELIVERIES

Warehouse Address

Exhibiting Company Name / Booth #
ICFF 2022
C/O Freeman
140 Central Ave Ste 130
Kearny, NJ 07032

**Additional charges will be incurred if sent to Advanced Warehouse*

Direct to Site Address

Exhibiting Company Name / Booth #
ICFF 2022
Jacob K Javits Convention Center
C/O Freeman
369 12th Ave
New York, NY 10001

**Direct to Site shipping charges are included with each booth*

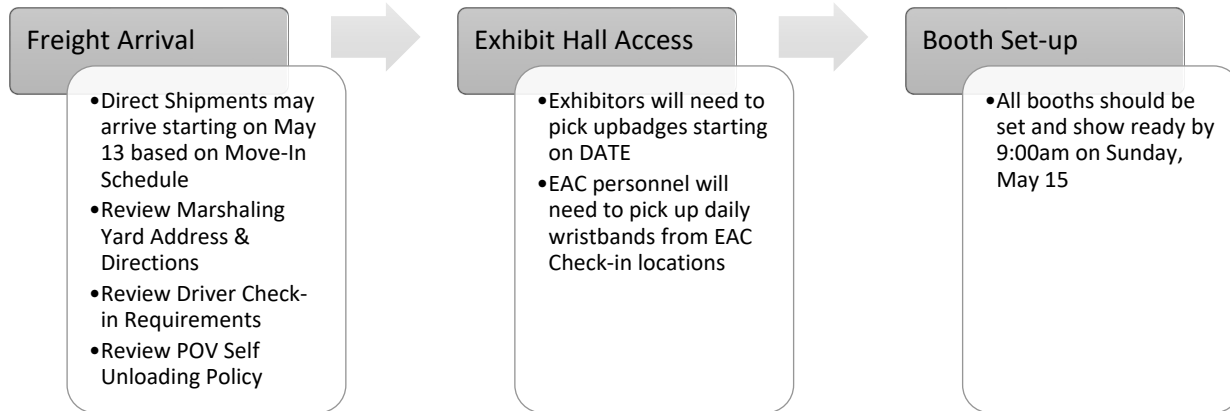
Marshaling Yard Directions & Map

Driver Check-In Step by Step Instructions:

1. Driver must park on 12th Ave and visit the North Freight Check-in office located on 12th Ave.
2. At check-in driver presents bill of lading (BOL) with Booth#, Exhibitor name, etc. along with certified truck scale weight tickets if available and Freeman supervisor will create receiving reports.
3. Upon checking in, driver will receive a driver number and be directed to the internal marshaling area or docks as space permits. If marshalled, driver must wait in their truck until dispatched.
4. Freeman supervisor directs driver to proceed to assigned dock area where driver is given specific dock # to back into.
5. Driver presents paperwork to Freeman supervisor and is unloaded, gets their DR signed and leaves facility.
6. Office phone number is +1 212 216 2780.



Move-in/out Procedures



Self-Unloading / Hand Carry Policy

Javits Center has created an area on their property to make it easier for exhibitors to hand carry their items directly into the Hall. The inner roadway (enter at 38th St. and 11th Ave) has been designated as the official, approved, location for exhibitor self-service hand carry unloading and loading out operations. Security personnel will be on hand to direct you. Once again, the usual rules relating to exhibit self-service hand carry operations will be in place (no trucks). Someone representing the exhibitor must remain with the vehicle at all times. Vehicles left unattended will be ticketed and towed.

All of the space in the Inner Roadway (the shuttle bus loading/loading out space) will be available for exhibitor self-service hand carry operations during the move-in and move-out periods (no trucks allowed). Exhibitors must be badged and may hand carry their merchandise from their privately-owned vehicle (i.e. car, van or SUV) to the designated exhibit areas. Vehicles can be no larger than a Ford Econoline Van. Exhibitors may use nothing larger than a two-wheeled baggage cart (plastic or rubber wheels only) or hanging clothes racks with four wheels to move in their items. Hand carts & dollies are not permitted. Unloading requires one person to remain with the vehicle at ALL times. Product must be unloaded within 30 minutes and the vehicle must then be moved. Vehicles left unattended will be ticketed and towed.

Privately Owned Vehicles (POV)

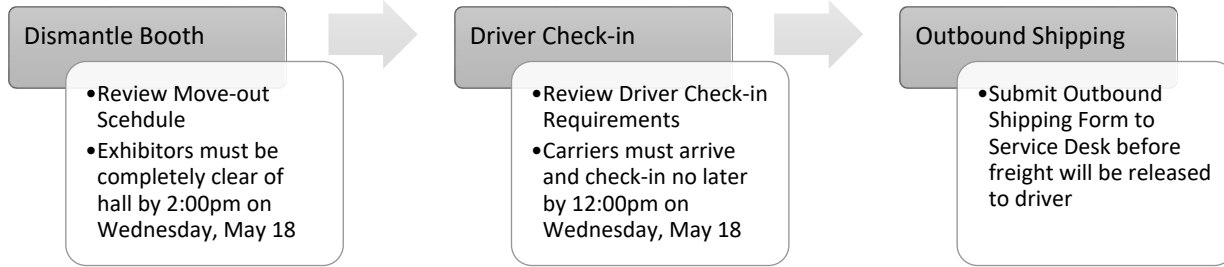
- POV's are vehicles primarily designed for passenger use, such as a car, pickup, small mini-van or SUV.
- POV's are not closed body trucks with dual wheels, trucks, utility vans, or trailers pulled by another vehicle.
- Personal vans filled with exhibit materials will be required to utilize handling services provided by Freeman.
- POV's can be unloaded and/or loaded by hand or apparel rack. Wheeled carts are not permitted.

A POV, or Privately Owned Vehicle, is any vehicle primarily designated to transport passengers and not cargo or freight. Qualifying vehicles include: pick-up trucks, passenger van, SUV, taxi, or a box truck less than 17' in length.

Truck Deliveries / Pick-up

Freight moving labor is handled by JKJCC Teamsters. They are responsible for loading and unloading, moving and delivering exhibitor freight to and from the exhibitor's booth. All delivering carriers must check in at the Freeman Marshaling Yard prior to show-site delivery. Carriers will be assigned an unloading number according to driver check-in time.

Outbound Shipping



Storage

Overnight Storage

- The official material handling contractor will handle and provide storage space for crates, boxes, skids, etc., during the exhibition and return properly marked materials at the completion of the meeting. Materials not in accordance with these regulations will be discarded.
- Fire regulations prohibit storing product, literature, empty packing containers or packing materials behind back drapes or under draped tables. However, exhibitors may store a daily supply of literature or product appropriately within the exhibit space area, so long as these items do not impede access to utility services, create a safety problem, or look unsightly. Any excess samples beyond a daily supply can be stored during the show through the general service contractor.
- Empty crates, cartons and boxes must be removed from the exhibitor’s booth. Empty containers will be picked up by the general service contractor and returned at the conclusion of the show.
- Exhibitors may obtain labels marked “EMPTY STORAGE” at the Exhibitor Service Desk and should affix them to each empty crate, carton and box. Please be certain to mark your exhibit booth number on each label.
- Exhibitors are cautioned not to leave any merchandise in boxes being stored with “EMPTY STORAGE” labels.

Accessible

Labeled empty containers will be picked up periodically and stored in non-accessible storage during the event.

International Freight

Please refer to the [International Shipping Guidelines](#).

INSTALL/DISMANTLE & LABOR REGULATIONS

Labor/Union Laws

Forklifts

Forklifts with operators are available at the prevailing rates. Arrangements must be made with the general service contractor at least 14 days prior to setup for special requests, such as cranes or forklifts with over 5,000-pound lift capacity for special handling of large equipment or machinery.

Union	Definition of Jurisdiction
Teamster Union	Teamsters handle freight at the exhibit hall. They unload trucks or vehicles and deliver materials to and from booths. They also provide rigging of machinery, moving services and spot machinery in your booth. The normal rigging crew consists of two men and a forklift. Customarily, this service must be ordered in advance at exhibitor’s expense.
Carpenter Union	Carpenters handle the erection and dismantling of display and exhibit booths. This also includes all display work. Carpenters uncrate and re-crate machinery or equipment and install and remove all draping and floor covering.
Electrical Union	Electricians handle all electrical work, which includes supply power lines to your booth, connecting equipment to outlets and install signs or headers that are lighted, unless they are permanently a part of the exhibit backwall.

Non-Labor Work

Exhibitors may install and dismantle their own exhibit and lay their own carpet in their own exhibit area as long as the booth size is **250 sq ft or less** and the following conditions are met:

- No tools are used in the assembly or dismantle
- Individuals performing the work must be full time employees of the exhibiting company and carry identification to verify this fact.
- Exhibitors are allowed to unpack and repack their own products (if in cartons, not crates) and are allowed to do technical work on their machines, such as balancing, programming, cleaning of machines, etc.
- Exhibitors may “hand carry” or use nothing larger than a two wheel baggage cart (rubber or plastic wheels only) to move their items.
- Exhibitors may move a “pop-up” display (equal or less than 25' in length) capable of being carried by hand by one person. The individuals moving the items must be full time employees of the exhibiting company and must carry identification to verify this fact.

If you are in doubt, do not wait until you get to the show to ask questions. Contact the Show Management or Freeman before hand.

Building Rules/Guidelines

Please refer to the Javits Center [Operational Policies](#).

Safety

Fire Protection/Fire Marshal Requirements

All exhibit spaces must be in full compliance with all facility, fire marshal, show management, and exhibit guidelines including all local, state and federal laws.

- Fire and Safety
 - The travel distance within the exhibit to an exit access aisle shall not exceed 50 feet (15.25 meters).
 - Cardboard, crepe paper, corrugated paper or other combustible materials are prohibited.
 - Exhibitors that have fire alarms, fire extinguishers, fire strobe lights or fire hose cabinets within the exhibit space must have them visible with an unobstructed path from the aisle to the fire device location.
 - Spray painting is prohibited.
 - Welding is allowed with written permission of show management, and provided exhibitor procures all necessary permits and licenses and provides evidence of the requisite permits to the facility prior to the event.
 - Helium and gas cylinders used for refilling must be secured in an upright position on American National Standards Institute (ANSI) approved safety stands with the regulators and gauges protected from damage. Overnight storage of cylinders in the building is prohibited.
 - Exhibitors should dispose of any waste products they generate during the exhibition in accordance with guidelines established by the Environmental Protection Agency (EPA) and the facility.
- Flammable and Toxic Materials
 - All materials used in display construction or decorating should be made of fire-retardant materials and be certified as flame retardant.
 - Samples should also be available for testing.
 - Materials that cannot be treated to meet the requirements should not be used.
 - A flame-proofing certificate should be available for inspection.
 - Exhibitors should be aware of local regulations regarding fire/safety and environment which must be adhered to.
 - Exhibitors should dispose of any waste products they generate during the exhibition in accordance with guidelines established by the Environmental Protection Agency and the facility.
 - Foam Board: Exhibitors wishing to use their own foam board must be sure that it is flame-retardant and not exceed a thickness of 3/16". The Fire Marshall will insist that any foam board not flame proofed be removed from the building. Foam board must be manufactured flame retardant and cannot be sprayed or treated at show site.

IMPORTANT: Be sure that this information is in the hands of all persons who will be setting up your exhibit, your factory shipping departments and all lines you represent. [Click here](#) for more information.

Environmental Laws/OSHA Regulations

All exhibitors must be in compliance with environmental laws and OSHA regulations. To facilitate this compliance, the Organizer strongly urges all exhibitors who give samples of any chemicals, cleaners, or inks to include a Material Safety Data Sheet (MSDS) with each sample given.

Cleaning

Clean Floor Policy

All crates and skids must be tagged and removed from the exhibit floor no later than **5:00 pm on Saturday, May 14, 2022**. This will allow Freeman and the cleaning provider sufficient time to complete the laying of the aisle carpet and the overall cleaning of the exhibit hall as well as provide exhibitors the space to complete their booth set up by keeping aisles clear. There will be no exceptions to this policy. Crates without empty or access storage stickers will be tagged by the area floor managers or Freeman and removed from the exhibit hall – whether full or empty. Exhibitors may request product to be returned to their booth at the exhibitor's expense. Depending on where the crates are located, it may not be possible to access the crates prior to move-out.

Excessive/Bulk Trash

Any exhibitors promoting giveaways from their booths which generate additional trash are required to order porter service for their booth. Exhibitors who require porter service for their booths, but do not order it, will automatically be billed for this service. Any wooden crates or large containers left on the show floor (not labeled as empty storage) will be subject to an additional fee for dismantling and disposal.

Booth & Material Abandonment

Exhibitors that leave excessive literature and/or display materials in their booth at the end of the published move-out time will be deemed to be guilty of "material abandonment". Any charges incurred on behalf of show management to remove the abandoned materials to ensure that show management can comply with the published move-out schedule of the facility as stated in their license agreement for the event will be billed to the exhibitor directly. Show Management & the facility will NOT be responsible for the recovery of abandoned materials that are left in an exhibitor's booth past the move-out dates/times as published in the Exhibitor Manual.

Care of the Facility

It is understood that exhibitors shall neither injure, nor mar, nor in any manner deface the premises.

Exhibitors will not be permitted to drive nails, hooks, tacks or screws into any part of the building, put up decorations or adhesives that would deface the premises.

All curtains, draperies, Foam Board and decorations made from textiles of combustible fibers or other flammable materials must be flame proofed in the manner approved by all applicable jurisdictions.

Exhibitor shall promptly pay for any and all damages to the facility, booth equipment or the property of others caused by the exhibitor or any of its employees, agent's contractors or representatives.

EXHIBITOR APPOINTED CONTRACTOR

If exhibitors wish to use an Exhibitor Appointed Contractor (EAC), the following rules and regulations must be adhered to by the exhibitor and the EAC. **These rules will be strictly enforced.** Completion of the required EAC/I&D form qualifies as acceptance that the EAC will abide by all rules and regulations, especially those as contained herein for EAC.

The EAC/I&D contractor must be licensed, insured, and authorized to work in the Javits. Contractors must adhere to all rules and regulations of ICFF 2022, the Javits, and the local unions. This includes keeping “no freight aisles” clear, clearing empty crates off the show floor, and being properly badged.

All contracted personnel must check-in at Exhibitor Registration before admission to the exhibit floor. Personnel must have proof of company affiliation and a photo I.D.

The EAC shall refrain from placing an undue burden on the official service contractors by interfering, in any way, with the official contractor’s work.

The EAC will not solicit business at the event and must wear badges at all times. It is the exhibitor’s responsibility to make sure that all independent contractors are properly badged before arrival.

If the EAC, in any way, disrupts the orderly conduct of business by any of the official contractors or impairs the smooth installation and dismantling of the event, the EAC will immediately cease such disruption or be removed from the event site. Show Management will have the final decision in such instances.

The Javits Center (Facility), Emerald (Show Management), and Freeman (General Service Contractor) must be named as additionally insured by all contractors working in the hall. Show Management must receive the certificate of insurance no later than 30 days before the commencement of installation. Show Management will give authorization to the EAC to provide installation and dismantling services to the exhibiting firm upon receipt of:

- Certificate of insurance for workers’ compensation and employers’ liability, comprehensive general liability, and automobile liability insurance.
- The workers’ compensation and employers’ liability insurance must provide a minimum limit of (recommended \$500,000 USD) and meet the requirements established by the state in which the event is being held.
- Comprehensive general liability coverage must provide at least (recommended \$1 million USD per occurrence /\$2 million USD general aggregate) in coverage and shall name Show Management, the sponsoring associations, the event owners, the official contractor, and the facility as additional insured.
- Automobile liability should include all owned, non-owned, and hired vehicles with limits of (recommended \$500,000 USD) bodily injury and (recommended \$500,000 USD) property damage liability.

In performing work for their clients, the EAC shall cooperate fully with the official contractors and shall comply with existing labor regulations or contracts as determined by the commitments made and obligations assumed by Show Management in any contracts with the official contractors. Failure to comply with these regulations will result in refusal or loss of authorization to perform services and immediate removal from the event site.

Services ordered on behalf of exhibitors by EAC’s or other third parties must be so authorized in writing by the exhibitor. Payment for all services will be the responsibility of the exhibitor.



Exhibitors using an installation and dismantling contractor (I&D), and/or an exhibitor appointed contractor (EAC) to set-up or teardown their exhibit, must complete the EAC/I&D form in the [Exhibitor Console](#) by April 21.

Complete this form **only** if you are using the services of an outside contractor to install or dismantle your display. Please fill out the form completely.

DONATIONS

Donation information will be available closer to Show Dates.

MOVE-OUT

- All exhibitor materials must be removed from the exhibit facility by **Wednesday, May 18, 2022 at 2:00 p.m.**
- To ensure all exhibitor materials are removed from the exhibit facility by the Exhibitor Move-Out deadline, please have all carriers check-in by Wednesday, May 18, 2022 at 12:00 p.m. In the event your selected carrier fails to show on final move-out day, Freeman reserves the right to re-route your freight onto another carrier.
- For more information, please refer to the [Freeman Service Manual](#).

UTILITIES

ELECTRICAL REGULATIONS

- Javits electricians must install and dismantle all lighting and electrical with one exception; an exhibitor with a 100 sq. ft. booth, having ordered one 500-watt outlet, may hang and dismantle exhibitor owned light fixtures (excluding track lights) without tools or the use of a ladder.
- Exhibitors with six light fixtures or less in a 100-sq. ft. booth, having ordered power and requiring labor and/or utilizing track lighting should expect to pay a fee for installation and dismantling labor.
- Exhibitors with more than six light fixtures in a 100 sq. ft. booth, having ordered power and requiring labor and/or utilizing track lighting will be assessed a minimum fee of \$150.00 (this number will increase as the number of fixtures utilized increases/depending on the complexity of the display) for installation and dismantling labor.
- Additionally, they install and remove all electrical signs, wiring, load centers, disconnects and distribution panels, all communication and video cable between and outside exhibits and under carpets, and all sound systems.
- Javits' electricians will also operate certain sound, light, and video systems.
- You may plug in your own equipment to your rental outlet if you have ordered 110-volt service of 1500 watts or less.
- You may also test and tune your own equipment and run communications wire between devices like modems, CPUs or printers within your booth.
- NOTE: Exhibitors may not plug into existing service/service ordered by another exhibiting company. This dangerous practice is a fire hazard and will be monitored closely.
- See addition Electrical Rules and Regulations [here](#).

LIGHTING

- No lighting, fixtures, lighting trusses, or overhead lighting are allowed outside the boundaries of the exhibit space. Exhibitors intending to use hanging light systems should submit drawings to show management for approval.
- Lighting, including spotlights and gobos, should be directed to the inner confines of the exhibit space. Lighting should not project onto other exhibits or exhibition aisles.
- Lighting which is potentially harmful, such as lasers or ultraviolet lighting, should comply with facility rules and be approved by show management.
- Lighting that spins, rotates or pulsates and other specialized lighting effects should be in good taste and not interfere with neighboring exhibitors or otherwise detract from the general atmosphere of the exhibition.
- Currently, some facilities do not allow quartz halogen lighting fixtures in exhibits due to potential fire hazards. Check with show management for rules specific to the event facility.
- Reduced lighting for theater areas should be approved by the event facility.
- Droplights or special lighting devices must be hung at a level or positioned so as not to prove to be an irritant or distraction to neighboring exhibit booths or guests.
- Use of halogen rules vary by facility and should be verified prior to booth construction. To ensure safety, halogen lamps are limited to 75-watts and must be of the sealed variety which prevents direct handling of the bulb. The use of any stem mounted halogen or other fixtures employing either a linear quartz bulb or a non-shielded halogen bulb is strictly prohibited.

PLUMBING

Exhibitors may test, tune or repair water, drain, air and gas lines on the exhibitor side of the disconnect to the building system. However, all other work must be performed by the Javits plumbing team. Contact allyson.magda@emeraldx.com for additional information on plumbing services available.

INTERNET SERVICES

Internet can be ordered through the [Javits online system](#).

ONSITE BOOTH GUIDELINES

DISPLAY

Animals

Permission for any domesticated animal (cats, dogs, etc.) to appear must be approved by show management then by the facility. Non-domesticated animals will be considered on an individual basis.

Under the Americans with Disabilities Act (ADA), show management must allow people with disabilities to bring their service animals into all areas of the facility where exhibitors and attendees are normally allowed to go. Service animals are animals that are individually trained to perform tasks for people with disabilities such as guiding people who are blind, alerting people who are deaf, pulling wheelchairs, alerting and protecting persons having seizures, or performing other special tasks.

Booth Appearance

- All open or unfinished sides of the exhibit which may appear unsightly must be covered or show management will have them covered at exhibitor's expense.
- Any portion of the exhibit bordering another exhibitor's space must have the backside of the exhibit finished and not incorporate any identification signs, lettering or graphics that would detract from the adjoining exhibit.
- Peninsula, split island and island exhibits must have a finished back wall and be finished on all sides.
- Unfinished hard-walls are not permitted.
- No bolts, screws, hooks or nails shall be driven into or otherwise attached to the walls or floors of the exhibit areas.
- No part of the display may be attached to or otherwise secured to the columns, drapery backdrop or side dividers.
- Decals or other adhesive materials shall not be applied or affixed to the walls, columns or floor of the exhibit/facility.
- No sign of any description may be installed, except within the confines of the exhibit space assigned.
- Fog, smoke and steam machines are not permitted.
- Exhibitors are prohibited from possessing, displaying or depicting any products or components in their booth which could be interpreted as being a promotion of another company.
- No exhibit will be permitted which interferes with the use of other exhibits or impedes access to them or impedes the free use of the aisles.
- Items located in the exhibit space must be in good taste or will be removed at the discretion of show management.

Floral

Floral orders can be made through [Big Apple Florist](#).

Vehicles on Display

- All vehicles on display will require spotting service from the general service contractor, at the exhibitor's expense.
- Display vehicles must have battery cables disconnected and taped, alarm systems deactivated, fuel tanks no more than 1/4-tank full or five gallons (include metric), whichever is less, and fuel tank filler caps locked and/or sealed.
- Fueling or de-fueling of vehicles on the facility premises is prohibited.
- Display vehicles are permitted to occupy no more than 80 percent of the contracted exhibit space and must conform to line-of-sight rules.
- Tractor/Trailer/Rigs/RVs/Trailers and oversize vehicles are not permitted as exhibits in the exhibit hall unless on the perimeter of the exhibit hall exhibition floor and must be approved by show management.
- Booth vehicles must be set back 10 inches (.26 meters) from the aisle to prevent damage from aisle carpet installation.
- Once placed, display vehicles cannot be started or moved without the approval of show management and the direction of the general service contractor.
- Auxiliary batteries not connected to engine starting system may remain connected.
- External chargers or batteries are allowed for demonstration purposes.
- No battery charging is permitted inside the building.

DEMONSTRATIONS

Exhibitor Conduct /Good Neighbor Policy

- Exhibitors are required to keep all booth activities within the confines of their exhibit space and not interfere with aisle traffic flow or access to neighboring exhibits. Activities may not disturb neighboring booths. Booth giveaways and literature must directly relate to the exhibiting company product, business or mission and not be offensive in any manner.
- Exhibitors are required to conduct themselves and operate their exhibit so as not to annoy, endanger or interfere with the rights of others at the show. Show management reserves the right to deny access to the exhibition floor to exhibitors not conducting themselves in a professional, ethical and otherwise appropriate manner. Unsportsmanlike, unethical, illegal or disruptive conduct, such as tampering with another party's exhibit or engaging in corporate espionage is strictly prohibited.
- Exhibitor's personnel and their representatives may not enter the exhibit space or loiter in the area of another exhibitor without permission from that exhibitor, and at no time may anyone enter an exhibit space that is not staffed. Violators may be ejected from the event and the exhibitor additionally penalized by the loss of priority points at the discretion of show management.

Food & Beverage Sampling

- The facility's exclusive food and beverage vendor has a responsibility to strictly regulate any food and beverage activity. All food must be prepared and served from within the regulations of the city and county.
- Any exhibitor sampling products may need to submit a sampling form to the facility's exclusive vendor for review and to show management for acceptance or rejection.
- Distribution of food and beverages: All business activities of the exhibitor at the event must be within the exhibitor's allotted space.
- Pre-packaged, single unit samples may be allowed to be distributed from an exhibitor's booth.
- Alcoholic sampling is not allowed by some facilities depending on local laws and type of event. Please check with the facility's exclusive food and beverage vendor to confirm.
- Popcorn, peanuts in the shell and cotton candy are NOT permitted on the show floor at any time and may not be distributed from any exhibit booth.

Hospitality & Networking Events

- No exhibitor, or any affiliate thereof, shall conduct any off-site activity during official event hours that would encourage attendees to leave the officially scheduled event activities. Hospitality suites shall not be open during event hours.
- Meeting and hospitality rooms – only exhibiting companies will be permitted to have meeting rooms or hospitality/business suites at any of the official hotels or exhibit facilities. Exhibitors must inform show management of any hospitality suites, functions, classes, seminars or exhibits being held at venues other than the exhibition floor and must receive express written consent from show management for said activities prior to the show. Such activity must be for internal business or staff meetings. Exhibitors who are found to be in violation of outside activities rules and regulations will be subject to the loss of priority points.
- Show management strictly prohibits solicitation of business in any public areas occupied by the event, including public areas in conference hotels. Such solicitations are limited to badged individuals within registered booths in the exhibit hall only.
- Companies who wish to host hospitality suites must apply in writing to show management using the form included in this manual for permission and must agree that the suites not be open during any scheduled event. In addition, no exhibitor may hold any revenue-producing event, fundraising event, or event of any type targeted to the event attendees at any time during event without the advance written approval of show management. If an activity is held without approval, show management reserves the right to exclude the exhibitor from future events.

Models / Temporary Staffing

All demonstrators and models must be properly clothed at all times and must confine their activities to their exhibit space. For staffing needs, please refer to the [Exhibitor Staffing Form](#).

Noise / Music

- In general, exhibitors may use sound equipment in their booths so long as the noise level does not, in the exclusive judgment of show management, disrupt the activities of neighboring exhibitors. Speakers and other sound devices should be positioned so as to direct sound into the booth rather than into the aisle.
- Sound and noise should not exceed 85 decibels when measured from the aisle immediately in front of a booth.
- Exhibitors should be aware that music played in their booths, whether live or recorded, may be subject to laws governing the use of copyrighted compositions. ASCAP, BMI, and SESAC are three authorized licensing organizations that collect copyright fees on behalf of composers and publishers of music. Show management does not have a license with any licensing agencies; therefore, exhibitor is responsible for obtaining licensing directly.
- Adherence to these federally mandated copyright licensing laws is of critical importance.

Raffles, Drawings, and Contests

Raffles, drawings and contests, if permitted by law, are allowed in an exhibitor's booth but will be regulated by show management. Show management reserves the right to limit the promotional activity anywhere on the exhibition floor as they see fit to ensure a professional and safe atmosphere. These activities include and are not limited to, handouts, contests, lotteries, promotional activities, entertainment, raffles and drawings.

ADDITIONAL

Americans with Disabilities Act (ADA)

All exhibiting companies are required to be in compliance with the Americans with Disabilities Act (ADA) and are encouraged to be sensitive, and as reasonably accommodating as possible, to attendees with disabilities.

Distribution of Promotional Items

Circulars, catalogs, magazines, folders, promotional, educational or other giveaway matter may be distributed only at the exhibitor's display and must be related strictly to the products and/or services on display or eligible for display and for products which are directly available from the exhibitor. Distribution from booth to booth or in the aisles is forbidden and exhibitors must confine their exhibit activities to the space for which they have contracted.

No exhibitor may distribute or leave behind merchandise, signs, or printed materials in the registration areas, meeting rooms, or public areas of the event site, including hotels, parking garages, etc., without written prior approval of show management.

First Aid

A fully equipped first aid station, staffed by licensed medical professionals, will be available during move-in, show days and move-out. First Aid will be located behind 1D-Hall.

Photography/Video Recording

- Exhibitors are permitted to photograph or produce audio/video of their own booth displays and/or products.
- Exhibitors are prohibited from photographing or producing audio/video of other displays, products or materials without prior written permission from show management and the owner of the subject.
- Security and labor arrangements required for any approved photography, video recordings or live feeds must be made in advance, at exhibitor's expense.
- Only official photographers and audio/video producers appointed by show management are permitted to photograph or record audio/video of the entire event.
- Exhibitors wishing to use an outside photographer must receive written permission in advance from show management.
- Conference sessions may not be photographed, or video/audio recorded.

Selling at Booth

Retail sales are NOT permitted on the exhibition floor at any time. Exhibitors who are found to be in violation will be subject to the loss of priority points and could be excluded from future events.

Strolling Entertainment

Strolling entertainment or moving advertisements (robots, persons carrying or wearing signs, scooters, etc.) outside an exhibitor's space are not permitted. Repeat violations will result in the confiscation of materials/promotion items involved in the violations and loss of priority points.

SECURITY INFORMATION

ICFF 2022 Show Management makes every effort to protect exhibitors' merchandise and displays. Show Management will provide perimeter guard service on a 24-hour basis to include move-in, show days, and move-out. While Show Management will implement security measures to safeguard your property, neither Show Management, the Javits, agents nor employees assumes any responsibility for such property, loss, or theft.

Exhibitors are solely responsible for the care, custody, and control of their own exhibit space and material. Exhibitors should carry insurance for covering loss or damage to their exhibit material.

Small electronic equipment such as video players, monitors, cameras, etc., should never be left unattended. In cases where valuable equipment may not be removed to storage daily, the services of a private booth guard are available.

When shipping your equipment, do not list contents on the outside of crates or cartons. Do not ship computers, monitors, tablets, or other electronic equipment in the manufacturer's cartons. Place these cartons inside larger crates or have special packaging made, which does not indicate contents.

At the close of the show, when your materials have been packed and bills of lading have been prepared, turn in your completed bills of lading at the general service contractor's service desk. Do not leave bills of lading in your booth or attached to your crates.

Tips To Help Protect Your Product

- Monitor your booth when your product is being delivered.
- Hire a security guard to watch your booth overnight.
- Perform an inventory after your product has been delivered and note any damages or missing items.
- Do not list the contents on the outside of your shipping crates/boxes. Use a code to indicate contents.
- After show hours cover your displays with a tarp or other solid material to discourage potential theft.
- Do not leave valuable exhibit materials or proprietary information under tables or behind displays when the show is closed, or your booth is unattended.
- Always staff your booth during show hours (required).
- Staff your booth until your product and/or the floor is cleared during move-out. Once the show has closed, pack as quickly as possible and do not leave your display unattended.



**Review the Security Form
for more information on
booth guards.**

[A&M Security Order Form](#)

REGISTRATION

STAFF BADGES

- Official show badges must be worn at all times by exhibitor personnel while in the exhibit hall during move in, move out and official show hours.
- Badges are the property of show management and are non-transferable. The lending/sharing of badges is prohibited and will result in confiscation.
- Exhibitor badges do NOT receive access to conference sessions. If exhibiting staff desire to attend conference sessions, this can be added to their registration for a fee at On-Site Registration.

ADMISSION POLICY

Children

No one under the age of 16 is permitted on the exhibition floor at any time. Show management reserves the right to request proof of age for any person and restrict minors from the exhibition floor at any time on any day for safety and liability reasons.

Early Appointments

Exhibitors are permitted access to the exhibit hall one (1) hour before and one (1) hour after posted official show hours. Additional access may be arranged solely at the discretion of show management.

Exhibitor Appointed Contractors (EAC)

For EAC approvals, please upload information in the [Exhibitor Console](#).

Guests

Only individuals registered and badged may attend conference events. Exhibitor staff or guests must register to attend conference sessions and to enter the exhibit hall.

GETTING THERE

HOTELS

onPeak is the Official Housing Agent for ICFF 2022. With onPeak you will receive descriptions, photos and maps to help you choose the perfect hotel. An acknowledgment of your hotel reservation will be sent to you immediately via email upon completion of the online process or within 24 hours for reservations received via phone, fax or mail. Reservations are accepted on a first-come, first-served basis and require a first night's room and tax deposit guaranteed by check or credit card. All deposits are due when the initial reservation is made. All new reservations, changes, substitutions and cancellations must be made through onPeak. Please refer to your hotel confirmation for individual cancellation policies. Hotel arrangements can be made through onPeak.

PARKING

There is no parking at the Javits Center. However, there are a variety of lots open nearby. [Click here](#) for a listing of available parking sites near the Convention Center.

SHUTTLES

No shuttle bus services will be provided.

RIDESHARE / TAXI

Taxis, Uber, and Lyft are available for anyone choosing to use their services. Drop-off and pick-up will be in designated areas at the Jacob K. Javits Convention Center.

BUSINESS CENTER

A FedEx/Kinko's Business Center offering faxing, copying and light shipping is located within the Jacob Javits Center. For more information, call 212/216-2900 or [click here](#) to access their brochure.

SPONSORSHIP OPPORTUNITIES

For a complete list of sponsorship opportunities, visit the show website's [Advertising and Sponsorship page](#).

MEDIA

PHOTOGRAPHY/VIDEO RECORDING

- Exhibitors are permitted to photograph or produce audio/video of their own booth displays and/or products.
- Exhibitors are prohibited from photographing or producing audio/video of other displays, products or materials without prior written permission from show management and the owner of the subject.
- Security and labor arrangements required for any approved photography, video recordings or live feeds must be made in advance, at exhibitor's expense.
- Only official photographers and audio/video producers appointed by show management are permitted to photograph or record audio/video of the entire event.
- Exhibitors wishing to use an outside photographer must receive written permission in advance from show management.
- Conference sessions may not be photographed, or video/audio recorded.
- For hi-res photography, please contact Christie Boyle (cb@chrysanthemumpartners.com).