

**Please note that diagrams are for inline and corner booths only. Island booths do not receive package walls.*

Linear Booth

Linear Booths, also called “in-line” booths, are generally arranged in a straight line and have neighboring exhibitors on their immediate right and left, leaving only one side exposed to the aisle.

Corner Booth

A Corner Booth is a Linear Booth at the end of a series of in-line booths with exposure to intersecting aisles on two sides.

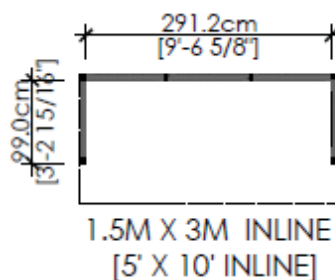
All other guidelines for Linear Booths apply.

Inline / Corner Booth View

1m return panels as seen in views below cannot be removed



Plan View



All dimensions shown above are inside dimensions

*Please note the maximum weight support is specified on the *Veloce Wall System* page. If items exceed the maximum weight, please contact Freeman for additional wall support options and associated costs.

*For more detailed information please contact your ICFF Sales Representative

Partially adapted from International Association of Exhibitions & Events “Guidelines for Display Rules & Regulations” 2009 IAEE.

**Please note that diagrams are for inline and corner booths only. Island booths do not receive package walls.*

Linear Booth

Linear Booths, also called “in-line” booths, are generally arranged in a straight line and have neighboring exhibitors on their immediate right and left, leaving only one side exposed to the aisle.

Corner Booth

A Corner Booth is a Linear Booth at the end of a series of in-line booths with exposure to intersecting aisles on two sides.

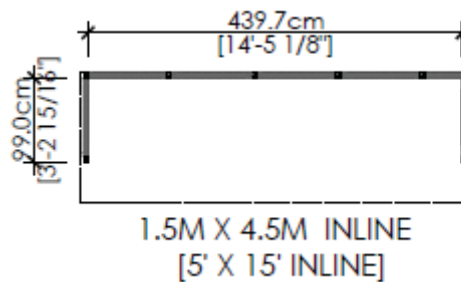
All other guidelines for Linear Booths apply.

Inline / Corner Booth View

1m return panels as seen in views below cannot be removed



Plan View



All dimensions shown above are inside dimensions

*Please note the maximum weight support is specified on the *Velocé Wall System* page. If items exceed the maximum weight, please contact Freeman for additional wall support options and associated costs.

*For more detailed information please contact your ICFF Sales Representative

Partially adapted from International Association of Exhibitions & Events “Guidelines for Display Rules & Regulations” 2009 IAEE.

**Please note that diagrams are for inline and corner booths only. Island booths do not receive package walls.*

Linear Booth

Linear Booths, also called “in-line” booths, are generally arranged in a straight line and have neighboring exhibitors on their immediate right and left, leaving only one side exposed to the aisle.

Corner Booth

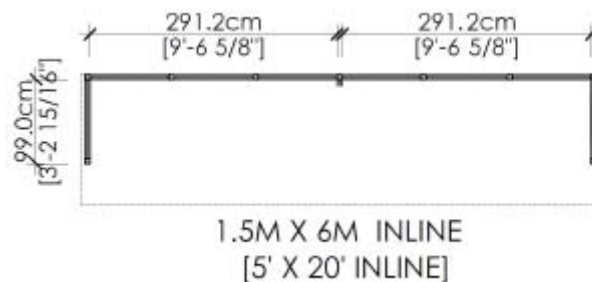
A Corner Booth is a Linear Booth at the end of a series of in-line booths with exposure to intersecting aisles on two sides. All other guidelines for Linear Booths apply.

Inline / Corner Booth View

1m return panels as seen in views below cannot be removed



Plan View



All dimensions shown above are inside dimensions

*Please note the maximum weight support is specified on the *Veloce Wall System* page. If items exceed the maximum weight, please contact Freeman for additional wall support options and associated costs.

*For more detailed information please contact your ICFF Sales Representative

Partially adapted from International Association of Exhibitions & Events “Guidelines for Display Rules & Regulations” 2009 IAEE.

**Please note that diagrams are for inline and corner booths only. Island booths do not receive package walls.*

Linear Booth

Linear Booths, also called “in-line” booths, are generally arranged in a straight line and have neighboring exhibitors on their immediate right and left, leaving only one side exposed to the aisle.

Corner Booth

A Corner Booth is a Linear Booth at the end of a series of in-line booths with exposure to intersecting aisles on two sides.

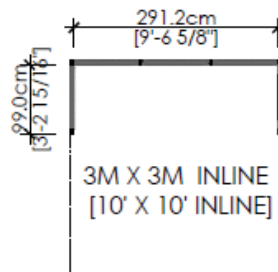
All other guidelines for Linear Booths apply.

Inline / Corner Booth View

1m return panels as seen in views below cannot be removed



Plan View



All dimensions shown above are inside dimensions

*Please note the maximum weight support is specified on the *Veloce Wall System* page. If items exceed the maximum weight, please contact Freeman for additional wall support options and associated costs.

*For more detailed information please contact your ICFF Sales Representative

Partially adapted from International Association of Exhibitions & Events "Guidelines for Display Rules & Regulations" 2009 IAEE.

**Please note that diagrams are for inline and corner booths only. Island booths do not receive package walls.*

Linear Booth

Linear Booths, also called “in-line” booths, are generally arranged in a straight line and have neighboring exhibitors on their immediate right and left, leaving only one side exposed to the aisle.

Corner Booth

A Corner Booth is a Linear Booth at the end of a series of in-line booths with exposure to intersecting aisles on two sides.

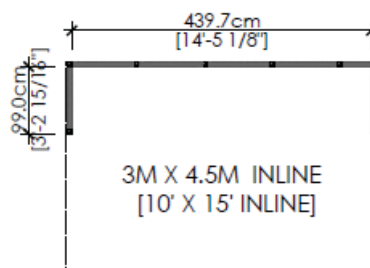
All other guidelines for Linear Booths apply.

Inline / Corner Booth View

1m return panels as seen in views below cannot be removed



Plan View



All dimensions shown above are inside dimensions

*Please note the maximum weight support is specified on the *Veloce Wall System* page. If items exceed the maximum weight, please contact Freeman for additional wall support options and associated costs.

*For more detailed information please contact your ICFF Sales Representative

**Please note that diagrams are for inline and corner booths only. Island booths do not receive package walls.*

Linear Booth

Linear Booths, also called “in-line” booths, are generally arranged in a straight line and have neighboring exhibitors on their immediate right and left, leaving only one side exposed to the aisle.

Corner Booth

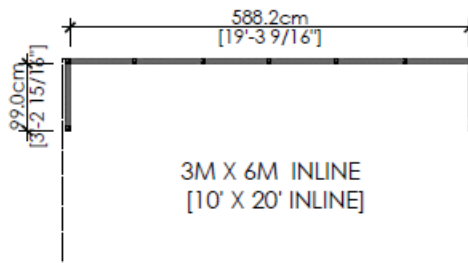
A Corner Booth is a Linear Booth at the end of a series of in-line booths with exposure to intersecting aisles on two sides. All other guidelines for Linear Booths apply.

Inline / Corner Booth View

1m return panels as seen in views below cannot be removed



Plan View



All dimensions shown above are inside dimensions

*Please note the maximum weight support is specified on the *VeLoce Wall System* page. If items exceed the maximum weight, please contact Freeman for additional wall support options and associated costs.

*For more detailed information please contact your ICFF Sales Representative

Partially adapted from International Association of Exhibitions & Events “Guidelines for Display Rules & Regulations” 2009 IAEE.